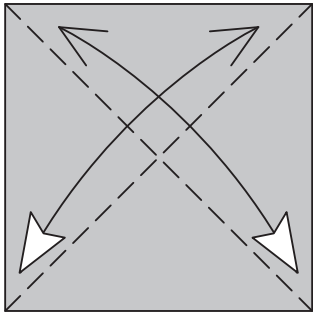
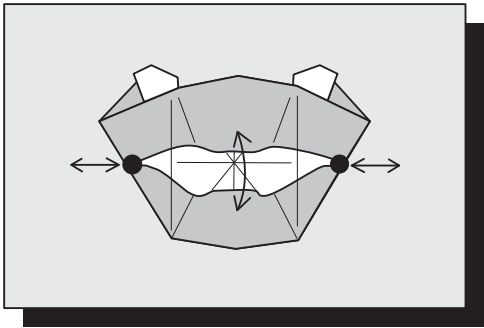
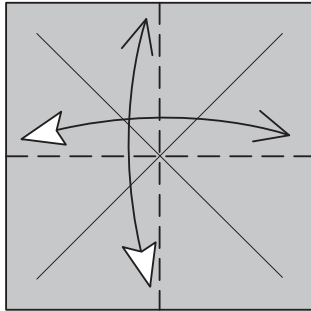


# Croaking Frog

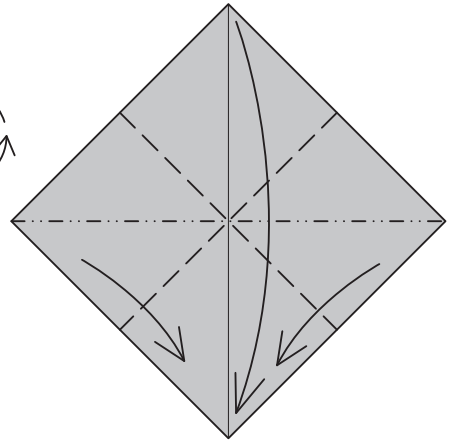
Model: Peter Budai ©1996.  
Diagrams: Peter Budai ©1996.



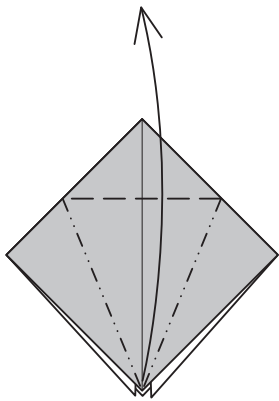
1. Fold and unfold diagonally. Turn the model over.



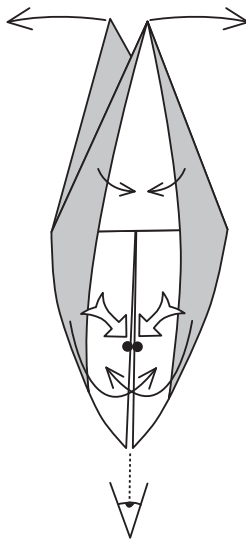
2. Fold and unfold. Turn the model 45°



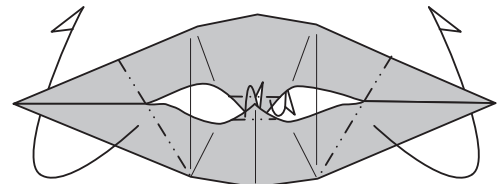
3. Preliminary-fold



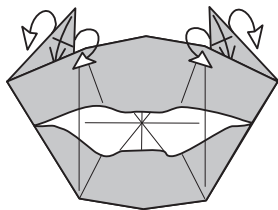
4. Petal-fold. do not flatten the model at the bottom. Repeat behind.



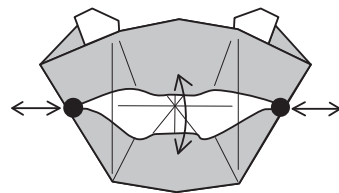
5. Push in the paper at the black points. This will pop the model apart. See next step.



6. Bottom view. Mountain-fold the small corners. Mountain-fold the side flaps up.



7. Colour-change to make the eyes.



8. Finished Frog. To make him croak, hold at the black points; first push then pull away. Pay attention not to stretch the central point.